

## ProLine® & ProLine® Master ELECTRIC

### ENERGY SAVINGS

- Meets and exceeds NRCAN energy efficiency standards
- Styropour™ base for added energy efficiency

### DESIGNED FOR PERFORMANCE

- ProLine® and ProLine® Master models are residential water heaters with commercial-grade quality
- Factory-installed plastic-lined heat trap nipples
- Blue Diamond® glass coating protects steel tank from corrosion and maximizes tank life
- Thermostatically controlled, long life elements
- Brass drain valve
- CFC-free foam insulation

### SERVICEABILITY


- Conveniently located T&P and drain valve for ease of installation and serviceability
- CoreGard™ magnesium anode with a stainless steel core protects the tank against corrosion

### DynaClean™ DIFFUSER DIP TUBE

- Helps reduce lime and sediment buildup, maximizes hot water output and is made from long-lasting PEX cross-linked polymer

### WARRANTY

- 6 year limited tank and parts warranty on ProLine® models
- 8 year limited tank and parts warranty on ProLine® Master models
- 2 and 4 year tank warranty extension kits are available for 6 year models



## SPECIFICATIONS

MODEL	SERIES	CAPACITY			ELEMENTS (UPPER AND LOWER)		STANDBY LOSS	ENERGY FACTOR	FIRST HOUR RATING	HEIGHT TO TOP OF TANK A	DIAMETER B	SHIPPING WEIGHT	WARRANTY TANK/PARTS	BC/ON/QC COMPLIANT
		IG	USG	LITRES	WATTS	VOLTS	WATTS		USG (L)	IN (CM)	IN (CM)		LB (KG)	
<b>TOP ENTRY</b>														
EPSX 50	250	40	50	182	3000	208	53	0.92	50 (188)	48 ¾ (124)	22 (56)	125 (57)	6/6	√
EPSX 50	250	40	50	182	3000*	240	53	0.92	50 (188)	48 ¾ (124)	22 (56)	125 (57)	6/6	√
EPSX 50	250	40	50	182	3800**	240	53	0.92	53 (202)	48 ¾ (124)	22 (56)	125 (57)	6/6	√
EPSX 50	250	40	50	182	4500	208	53	0.92	57 (214)	48 ¾ (124)	22 (56)	125 (57)	6/6	√
EPSX 50	250	40	50	182	4500***	240	53	0.92	57 (214)	48 ¾ (124)	22 (56)	125 (57)	6/6	√
EPSX 50	250	40	50	182	5500	208	53	0.92	61 (231)	48 ¾ (124)	22 (56)	125 (57)	6/6	√
EPSX 50	250	40	50	182	6000****	240	53	0.92	63 (240)	48 ¾ (124)	22 (56)	125 (57)	6/6	√
ECT 66	275	50	66	250	3800**	240	79	0.88	69 (261)	60 ¼ (153)	22 (56)	146 (66)	6/6	
ECT 66	275	50	66	250	4500	208	79	0.88	72 (273)	60 ¼ (153)	22 (56)	146 (66)	6/6	
ECT 66	275	50	66	250	4500***	240	79	0.88	72 (273)	60 ¼ (153)	22 (56)	146 (66)	6/6	
ECT 80	250	60	80	287	3000	208	78	0.90	74 (279)	60 ½ (154)	24 (61)	170 (77)	6/6	√
ECT 80	250	60	80	287	3000*	240	78	0.90	74 (279)	60 ½ (154)	24 (61)	170 (77)	6/6	√
ECT 80	250	60	80	287	3800**	240	78	0.90	77 (293)	60 ½ (154)	24 (61)	170 (77)	6/6	√
ECT 80	250	60	80	287	4500	208	78	0.90	81 (305)	60 ½ (154)	24 (61)	170 (77)	6/6	√
ECT 80	250	60	80	287	4500***	240	78	0.90	81 (305)	60 ½ (154)	24 (61)	170 (77)	6/6	√
ECT 80	250	60	80	287	5500	208	78	0.90	85 (322)	60 ½ (154)	24 (61)	170 (77)	6/6	√
ECT 80	250	60	80	287	6000****	240	78	0.90	87 (331)	60 ½ (154)	24 (61)	170 (77)	6/6	√
<b>TOP ENTRY</b>														
HPSX 50*	250	40	50	182	3000*	240	53	0.92	50 (188)	48 ¾ (124)	22 (56)	125 (57)	8/8	√
HPSX 50*	250	40	50	182	3800**	240	53	0.92	53 (202)	48 ¾ (124)	22 (56)	125 (57)	8/8	√
HCT 80*	250	60	80	287	4500***	240	78	0.90	81 (305)	60 ½ (154)	24 (61)	170 (77)	8/8	√
<b>BOTTOM ENTRY</b>														
EJSH 50	250	40	50	182	3000	208	65	0.91	50 (188)	48 (122)	22 (56)	122 (55)	6/6	√
EJSH 50	250	40	50	182	3000*	240	65	0.91	50 (188)	48 (122)	22 (56)	122 (55)	6/6	√
EJSH 50	250	40	50	182	4500	208	65	0.91	57 (214)	48 (122)	22 (56)	122 (55)	6/6	√
EJSH 50	250	40	50	182	4500**	240	65	0.91	57 (214)	48 (122)	22 (56)	122 (55)	6/6	√
EJTH 80	250	60	80	287	3000	208	80	0.90	74 (279)	60 ½ (154)	24 (61)	170 (77)	6/6	√
EJTH 80	250	60	80	287	3000*	240	80	0.90	74 (279)	60 ½ (154)	24 (61)	170 (77)	6/6	√
EJTH 80	250	60	80	287	4500	208	80	0.90	81 (305)	60 ½ (154)	24 (61)	170 (77)	6/6	√
EJTH 80	250	60	80	287	4500**	240	80	0.90	81 (305)	60 ½ (154)	24 (61)	170 (77)	6/6	√

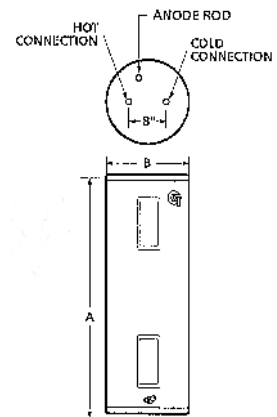
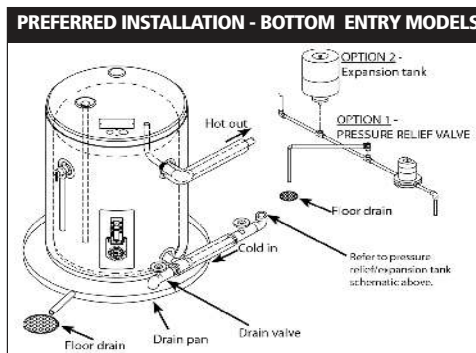
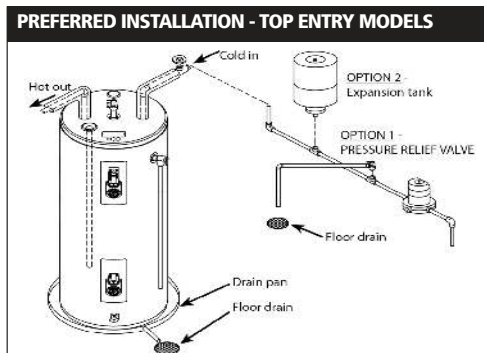
\*Model has incoloy elements. All models comply with national energy efficiency regulations.

\*Model is dual-rated. At 208V wattage is 2253.

\*\*Model is dual-rated. At 208V wattage is 2854.

\*\*\*Model is dual-rated. At 208V wattage is 3380.

\*\*\*\*Model is dual-rated. At 208V wattage is 4507.



**For Technical Information call 888-599-2837. A. O. Smith Enterprises Ltd. reserves the right to make product changes or improvements without prior notice.**