

TANKLESS HEAVY-DUTY COMMERCIAL MODELS

Designed specifically for heavy-duty commercial applications. Fully modulating, gas-fired, tankless water heaters with sealed combustion (optional) and power vented flue. Capable of supplying hot water for domestic hot water systems (directly or indirectly) using water storage tanks, recirculation systems, and/or combined domestic & heating applications (local codes dictate proper compliance).

FEATURES

DESIGNED FOR PERFORMANCE

- Heat exchanger is constructed of commercial grade copper that is stronger than standard copper and more resilient against erosion and heat stress
- Continuous maximum flow rates up to 14.5 GPM
- Easy-link up to 4 units with no additional controller or Multi-link up to 10 units with multi-unit controller
- Available for natural gas (NG) or propane (LP)
- ASME models available

SAFETY FEATURES:

- Built-in freeze protection
- Manual reset hi limit (set at 194°F)
- Overheat cutoff fuse
- Inlet and outlet thermistors and mixing for constant temperature monitoring
- GFI, fuse and surge absorber
- Flame sensor

VENTING AND COMBUSTION

- 5" Category III Stainless Steel
- Air fuel ratio rod
- Vertical or horizontal installation
- 50' equivalent max length, 5 elbows max (90° elbows = 5' equivalent length)
- Power vent design
- Electronic ignition - no pilot light
- 5" combustion air intake (with optional kit 100074538)

OPTIONAL ACCESSORIES

- Multi-unit controller for 5-10 units (100112192)
- Remote temperature controller (100112155)
- Direct vent conversion kit (100074538)
- Pipe cover (100112190)
- Concentric vent kit (100066841)
- Isolation valve kit including pressure relief valve (100112255)

WARRANTY

- 6-year limited warranty on heat exchanger in commercial applications
- 5-year limited warranty on all parts



ATIO-910-N
ATIO-910-P
ATI-910-AN



ANSI Z21.10.3 CSA 4.3

MODEL	FUEL TYPE	GAS CONSUMPTION INPUT		THERMAL EFFICIENCY	INLET GAS PRESSURE		GPM**	DIMENSIONS IN (CM)			VOLT	AMP	FLUE***	INTAKE	HOT/COLD GAS CONN.	UNIT WEIGHT LB (KG)
		MIN. BTU/h	MAX. BTU/h		MIN. W.C.	MAX. W.C.		HEIGHT	WIDTH	DEPTH						
ATIO-910-N	Natural	15,000	380,000	80%	5.0	10.5	0.5 - 14.5	25 ¼ (64)	24 7/8 (63)	12 ¼ (31)	120	1.48	5" O.D.	5" O.D.	1" NPT	112 (51)
ATIO-910-P	Propane	15,000	380,000	82%	8.0	14.0	0.5 - 14.5	25 ¼ (64)	24 7/8 (63)	12 ¼ (31)	120	1.48	5" O.D.	5" O.D.	1" NPT	112 (51)
ATIO-910-AN*	Natural	15,000	380,000	80%	5.0	10.5	0.5 - 14.5	25 ¼ (64)	24 7/8 (63)	12 ¼ (31)	120	1.48	5" O.D.	5" O.D.	1" NPT	112 (51)

*ASME models

**Current numbers based on factory testing, 0.4 GPM required for continuous fire after initial ignition.

15 - 150 psi water pressure. Pressure only relief valve requires (Min. 380,000 BTUs. 150 PSI). Min 40 PSI or above recommended for maximum flow.

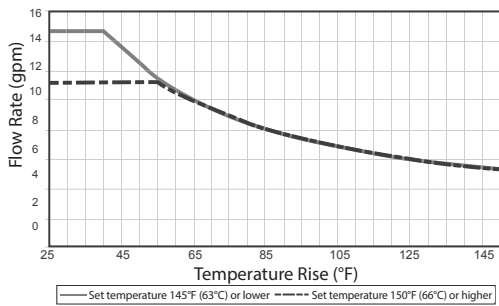
*** Category III required

CLEARANCES:

Top 12", Bottom 12", Front* 12", Back 0.5", Sides 3"

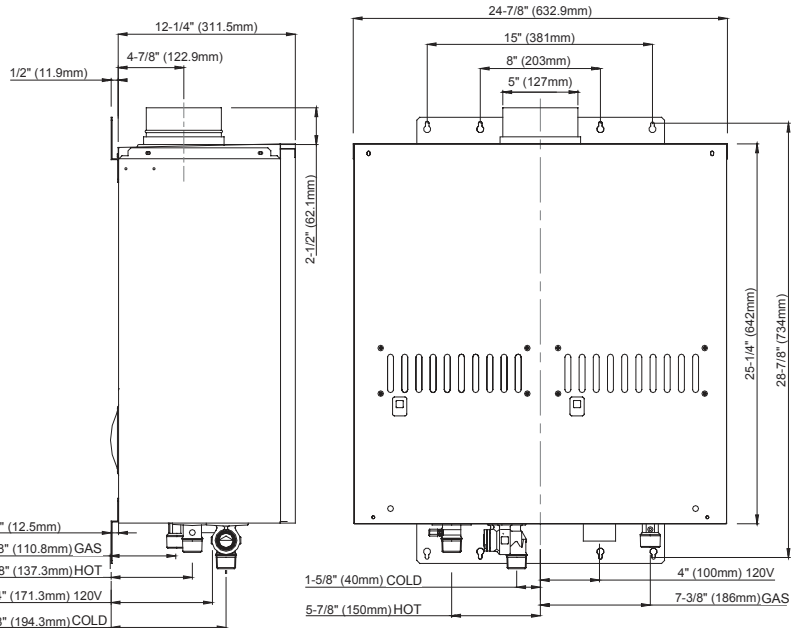
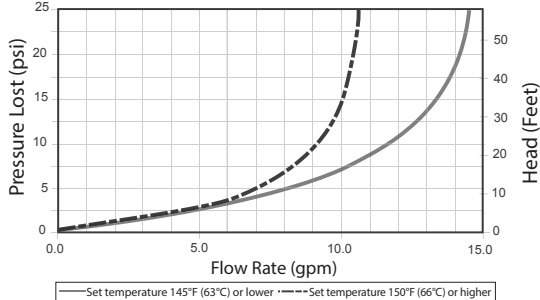
*Recommended 24" clearance from front of unit for maintenance

Flow Rate Vs. Temperature Rise



Above shown rate is based on a single unit only

Pressure Loss



SUGGESTED SPECIFICATION

Water heater(s) shall be Model _____ as manufactured by A. O. Smith. The water heater(s) shall be a copper coil integral fin and tube construction with quick release brass or bronze waterways. Heater(s) will be factory assembled and tested. The heater shall be vented with 5" stainless steel Category III vent pipe a distance not to exceed 50 (equivalent) feet terminating vertically or horizontally as prescribed. Intake air with optional direct vent kit may be of such material as ULC 5636 PVC or CPVC, galvanized B-Vent, corrugated aluminum or stainless steel or Category IV stainless steel not to exceed a total of 50 (equivalent) feet. The heater(s) shall be controlled by onboard solid state printed circuit board monitoring incoming and outgoing temperatures with factory-installed thermistors, sensing and controlling flow rate to set point temperature with control both air and gas mixture inputs to maintain thermal combustion efficiency. Unit also consists of ground fault interrupter, inline fusing, spark ignition and sensor system, aluminized stainless steel burners, air-fuel ratio rod, hi limit switch, modulating and proportional gas valves, freeze protection sensor and heating blocks and overheat cutoff fuses. The water heater(s) shall be CSA listed, and meets or exceeds the energy efficiency requirements of NRCan and current edition of ASHRAE 90.1.

For Technical Information call 888-599-2837. A. O. Smith Enterprises Ltd. reserves the right to make product changes or improvements without prior notice.