












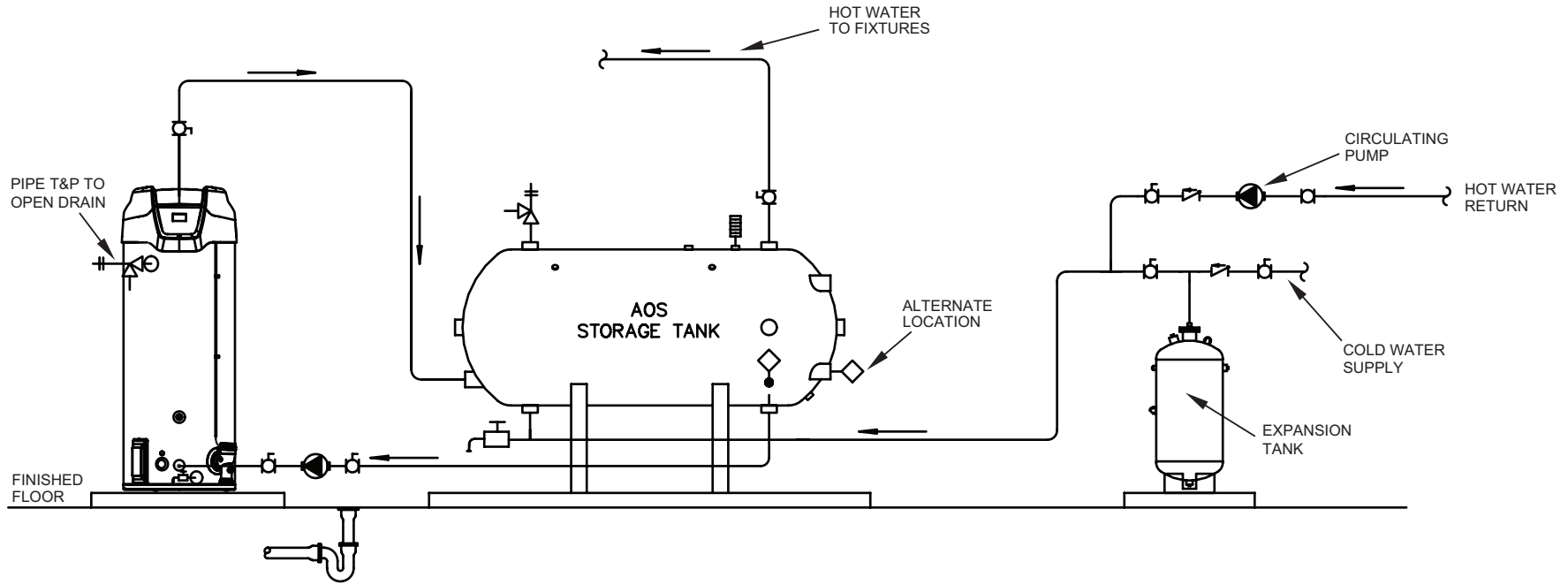
**CYCLONE MXi BTH - ONE WATER HEATER WITH HORIZONTAL STORAGE TANK,
FORCED RECIRCULATION AND BUILDING RECIRCULATION
(ONE TEMPERATURE)**

LEGEND

	TEMPERATURE & PRESSURE RELIEF VALVE		TEMPERATURE CONTROL PROBE		CHECK VALVE
	PRESSURE RELIEF VALVE		DRAIN		TEMPERATURE GAGE
	CIRCULATING PUMP		FULL PORT BALL VALVE		WATER FLOW SWITCH

WARNING: THIS DRAWING SHOWS SUGGESTED PIPING CONFIGURATION AND OTHER DEVICES; CHECK WITH LOCAL CODES AND ORDINANCES FOR ADDITIONAL REQUIREMENTS.

ANY MATERIAL, COMPONENT OR VENDOR CHANGE MUST HAVE PRIOR APPROVAL BY THE APPLICABLE PRODUCT ENGINEERING DEPARTMENT.



NOTES:

1. Preferred piping method.
2. The temperature and pressure relief valve setting shall not exceed pressure rating of any component in the system.
3. Service valves are shown for servicing unit. However, local codes shall govern their usage.
4. The tank temperature control should be wired to and control the pump between the water heater(s) and the storage tank(s).
5. The water heater's operating thermostat should be set 5 degrees F higher than the tank temperature control.