












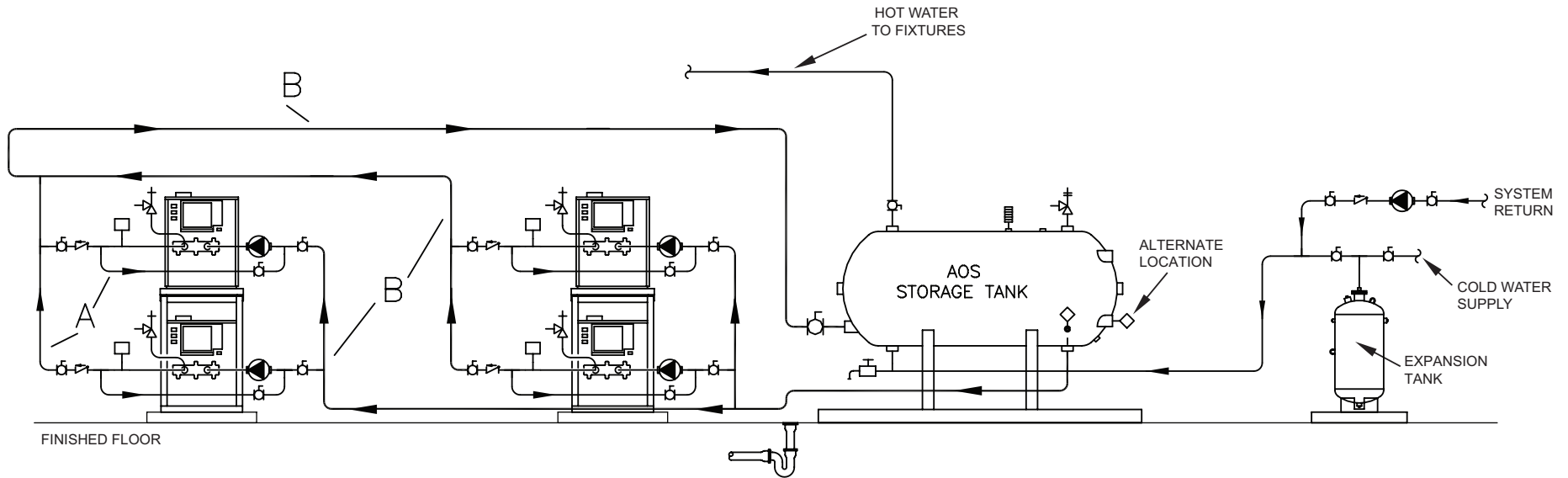
GENESIS WATER HEATERS GWH (400-2100) - DOUBLE TWO STACKED WATER HEATERS/ HORIZONTAL STORAGE TANK RECOVERY SYSTEM (ONE TEMPERATURE)

LEGEND

-  TEMPERATURE & PRESSURE RELIEF VALVE
-  TEMPERATURE CONTROL PROBE
-  CHECK VALVE
-  PRESSURE RELIEF VALVE
-  DRAIN
-  TEMPERATURE GAUGE
-  CIRCULATING PUMP
-  FULL PORT BALL VALVE
-  WATER FLOW SWITCH

CAUTION: THIS DRAWING SHOWS SUGGESTED PIPING CONFIGURATION AND OTHER DEVICES; CHECK WITH LOCAL CODES AND ORDINANCES FOR ADDITIONAL REQUIREMENTS.

MODEL (GWH)	PIPING SIZE "A" (INCH)	MANIFOLD PIPING SIZE "B" (INCH)
400-750	2	4
1000-2100	2 1/2	6



NOTES:

1. Preferred piping method.
2. The temperature and pressure relief valve setting shall not exceed pressure rating of any component in the system.
3. Service valves are shown for servicing water heater. However, local codes shall govern their usage.
4. A. O. Smith piping method is based on 50 equivalent feet of piping. Water heater placement shall be as close as practical to the storage tank. Applications in excess of these recommendations shall require a licensed engineer for design assistance.
5. Temperature control probe (quad thermistor probe, P/N 9006905005) must be installed onto the tank, and connected to each water heater.